

Domain

Report

2011

Domain Report

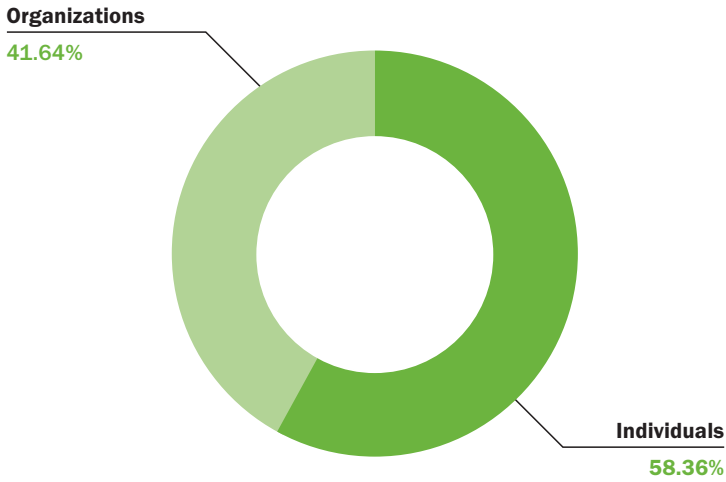
Contents

Domain holders	03
Domains by geographical location	04
Number of domain from 2000 to 2011	05
Registration of domain during 2011	06
Length of domain names	07
Market shares for server software	08 – 09
IPv6	09 – 10
Website content	10
Secure domain	11

Domain holders

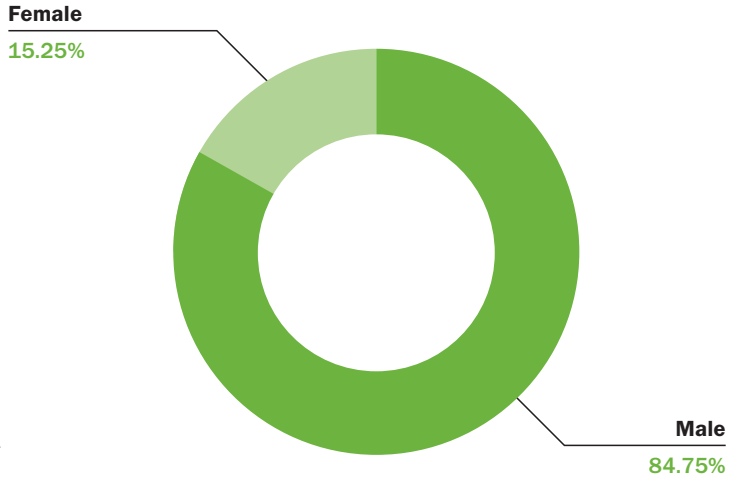
01

These statistics show the division of domain holders between individuals and organizations.



02

The following graph shows the division of domain holders by gender.



03

The statistics show holders with the highest number of domain registered. There were 425 350 holders with a single registered domain, 38 102 holders with two registered domains and 13 563 with three registered domains.

425 350 IS NUMBER OF HOLDERS WITH A SINGLE REGISTERED DOMAIN.


Number of domain	Order
4 054	01
2 828	02
2 473	03
1 812	04
1 801	05
1 749	06
1 726	07
1 452	08
1 255	09
1 120	10
1 070	11
1 026	12
1 014	13
862	14
838	15

Number of domain

Domains by geographical location

01

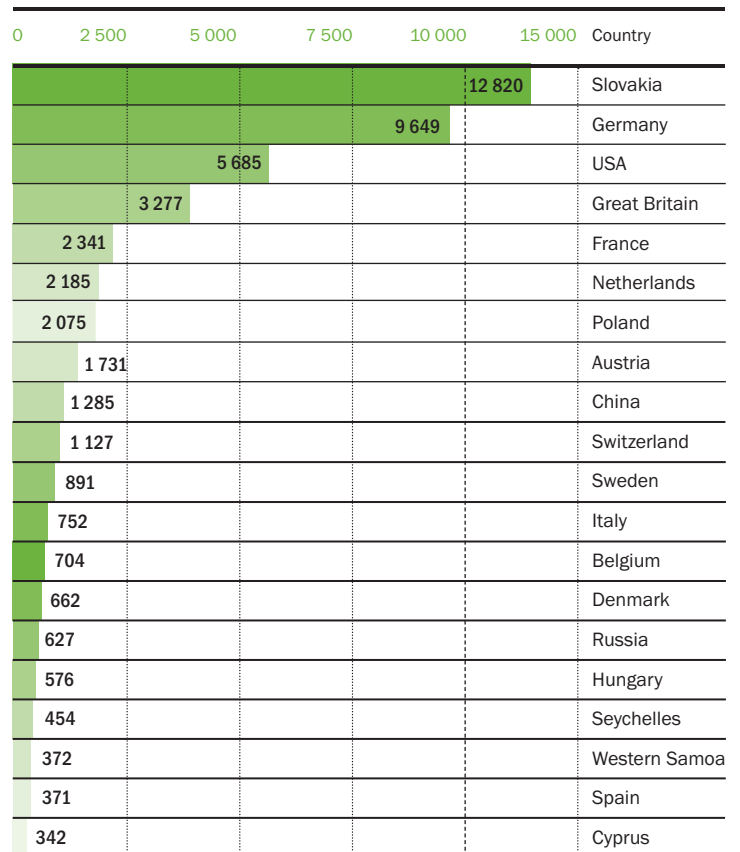
These statistics monitor the number of domains in the registry according to the holder's address in individual regions of the Czech republic or regional capitals.



Number of domain

02

These statistics give the number of domain holders with an address outside of the Czech republic.

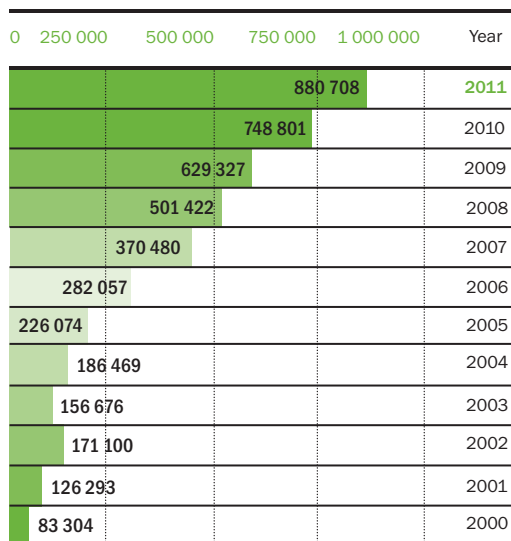


Number of domain

Number of domain from 2000 to 2011

01

The statistics give the number of domain in the registry in the calendar years from 2000 to 2011.



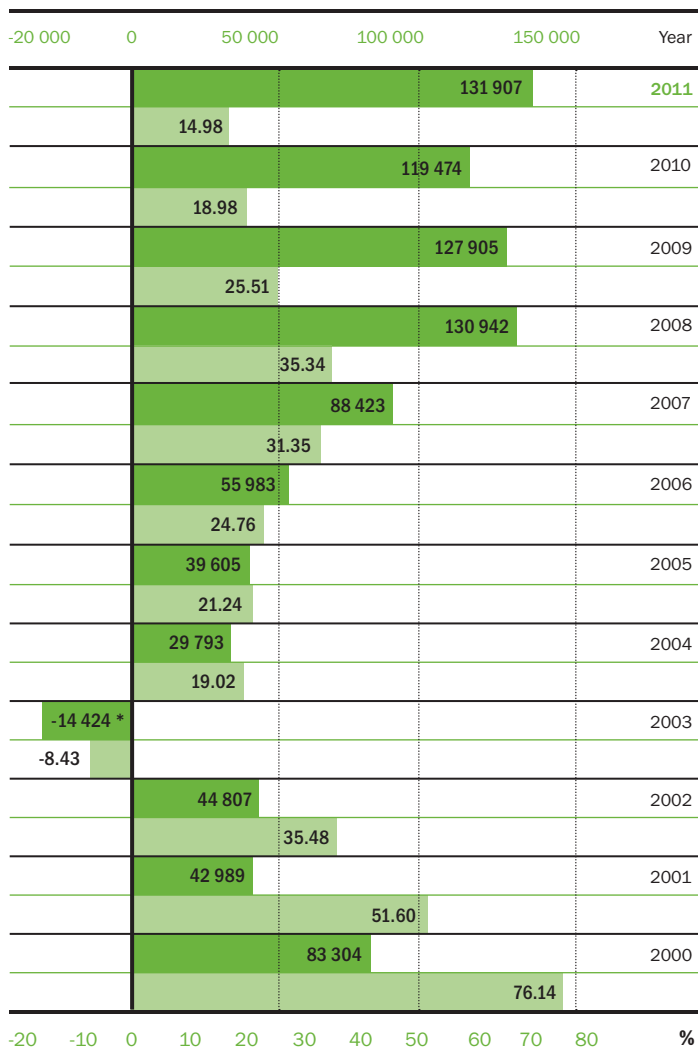
Number of domain

**880 708 THE NUMBER OF
DOMAINS IN THE REGISTRY IN
THE CALENDAR YEAR 2011.**

02

The statistics give the net change in the number of domains in the registry (the number of new registrations minus cancelled domain) in the calendar years from 2000 to 2011 and year-on-year changes in these years.

Change



*

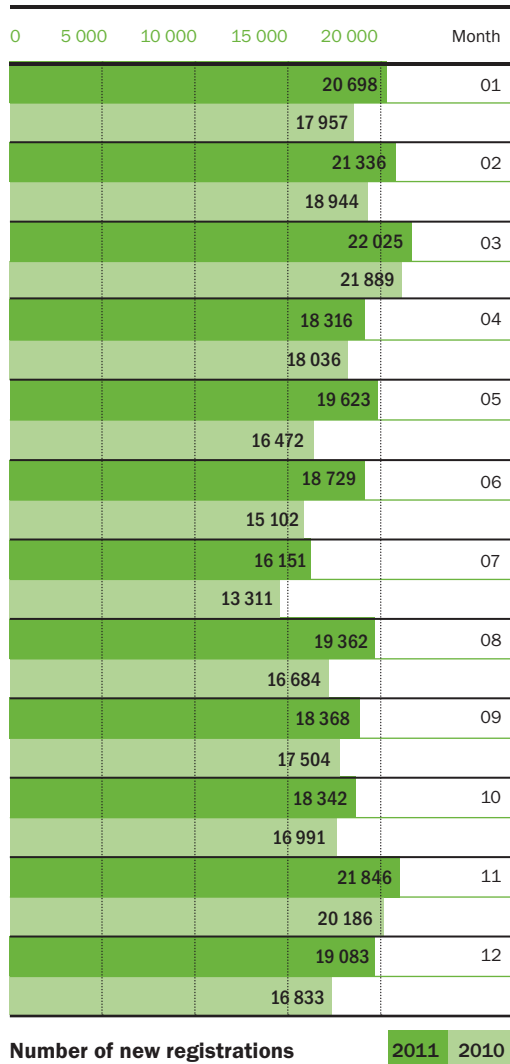
In 2003 the number of domains decreased because the rules were changed and the domain name was registered only after paying the registration fee.

Change
Year-on-year change in %

Registration of domain during 2011

01

Statistics show the number of new registrations in individual months of 2011 (01) and monthly changes compared with the previous year, 2010 (02).



02



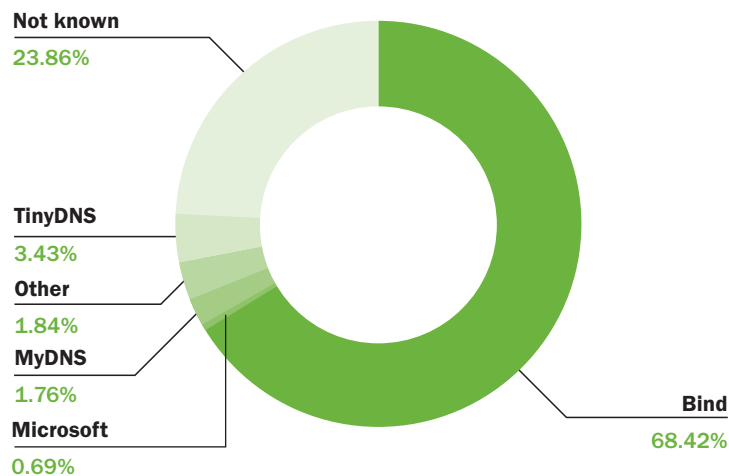
Change in %

THE AVERAGE NUMBER OF REGISTRATIONS PER MONTH WAS 19 490 DOMAIN DURING 2011.

Market shares for server software

01

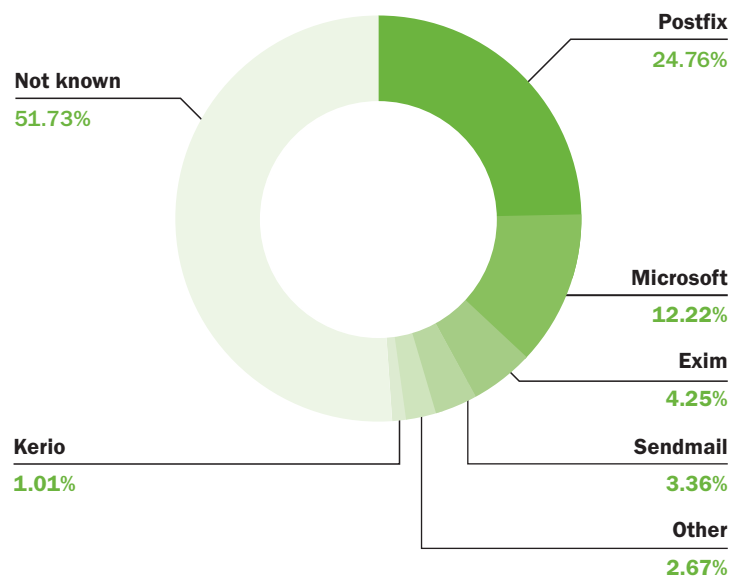
The .CZ domains are server by 8 386 different DNS servers (according to unique IP addresses in NS records). The following graph shows the market shares for software on DNS servers.



THE .CZ DOMAINS ARE SERVED BY 8 386 DIFFERENT DNS SERVERS.

02

Electronic mail for .CZ is served by 24 716 different mail servers (according to unique IP addresses in MX records). The following graph shows the market shares for software on mail servers.



ELECTRONIC MAIL FOR .CZ IS SERVED BY 24 716 DIFFERENT MAIL SERVERS.

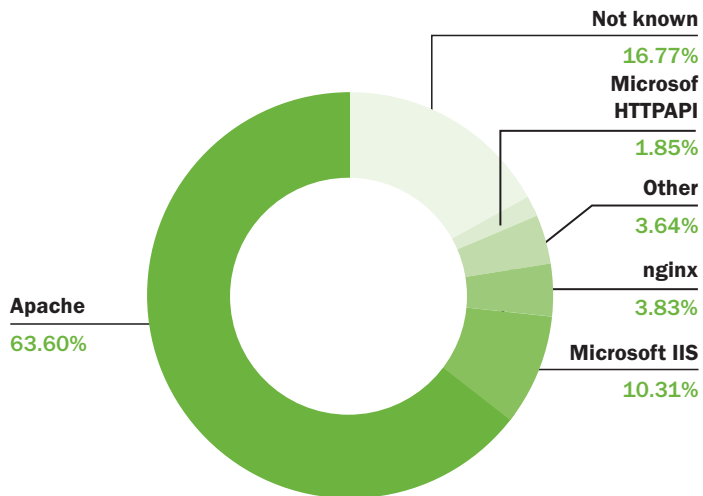
Market shares for server software

03

Websites for .CZ domains are provided by 43 484 different web servers (according to unique IP addresses in a records for the relevant www.nameofdomain.cz).

The following graph shows the market shares for software on web servers.

WEBSITES FOR .CZ DOMAINS ARE PROVIDED BY 43 484 DIFFERENT WEB SERVERS.

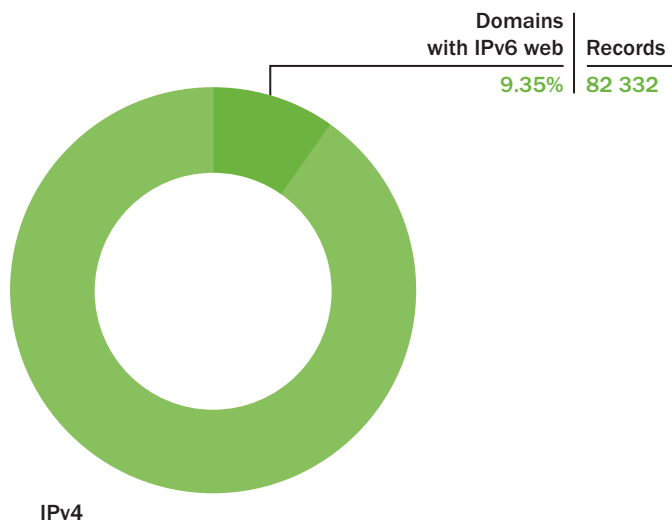


IPv6

01 02 03

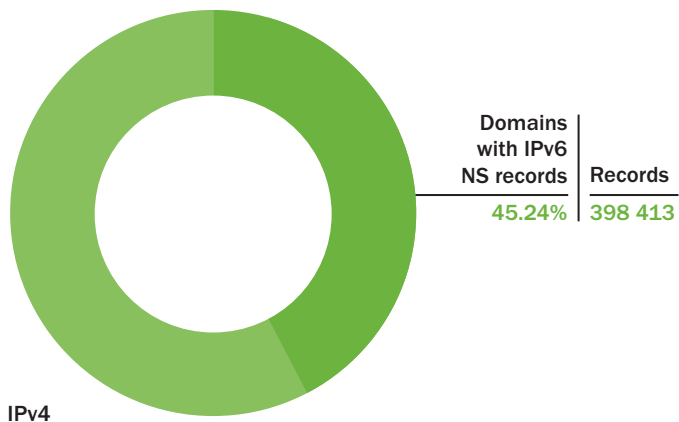
Statistics show the number of domain in the registry that have web servers (01), DNS servers (02) and mail servers (03) available using IPv6.

01

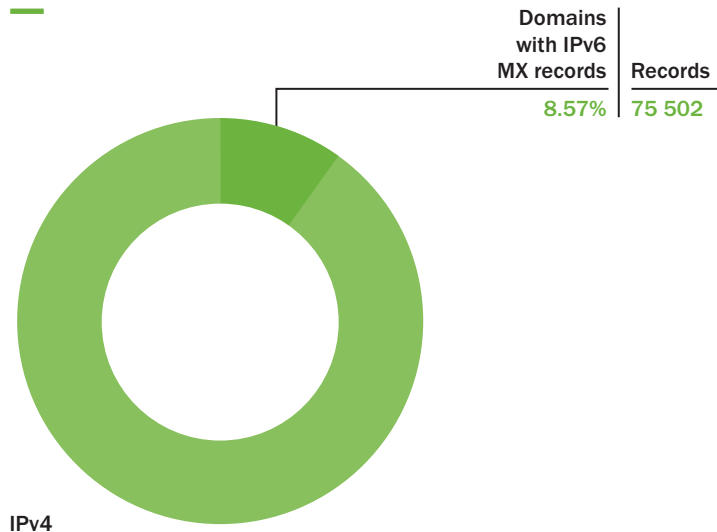


IPv6

02



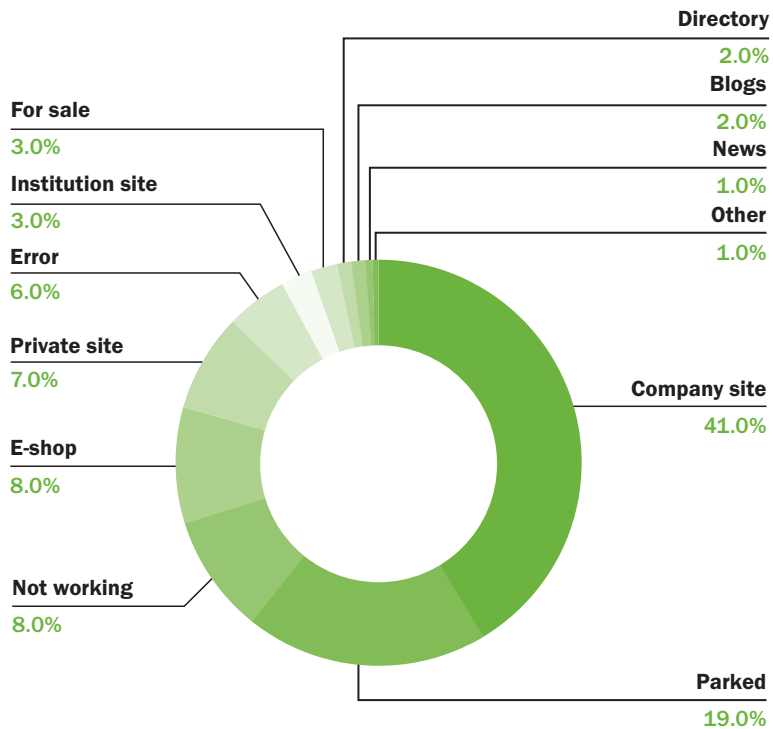
03



Website content

01

Statistics show the results of an investigation into what the content is on websites for 1 200 randomly selected .CZ domains.



Secure domain

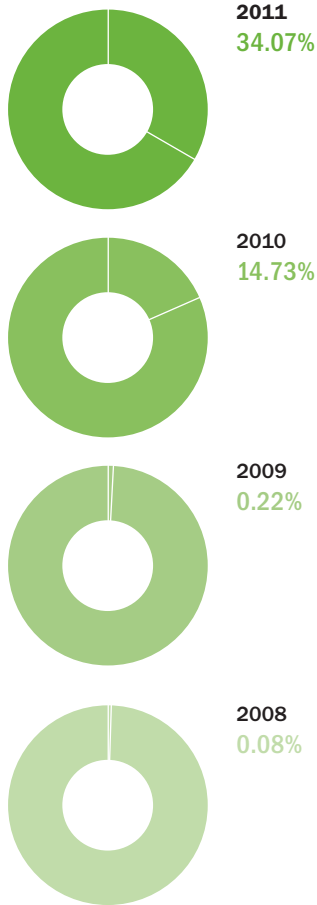
01

This statistic shows the growth of domains with DNSSEC secured from 2008 to 2011.

Year	Number of domain with DNSSEC
2011	300 041
2010	110 365
2009	1 447
2008	432

Number of domain with DNSSEC

300 041 THE NUMBER OF DOMAINS SECURED WITH DNSSEC IN 2011.



Number of domain with DNSSEC in %.

CZ.NIC, z. s. p. o.
Americká 23
120 00 Praha 2
Czech Republic

Phone — (+420) 222 745 111
Mobile — (+420) 731 657 660
Fax — (+420) 222 745 112
E-mail — podpora@nic.cz
E-mail — kontakt@nic.cz

This work is licensed under the creative commons
attribution-noncommercial- share alike 3.0 Czech republic license.

To view a copy of this license, visit
<http://creativecommons.org/licenses/by-nc-sa/3.0/Cz/>
or send a letter to creative commons:

Creative Commons
171 Second Street, Suite 300
San Francisco, California, 94105, USA